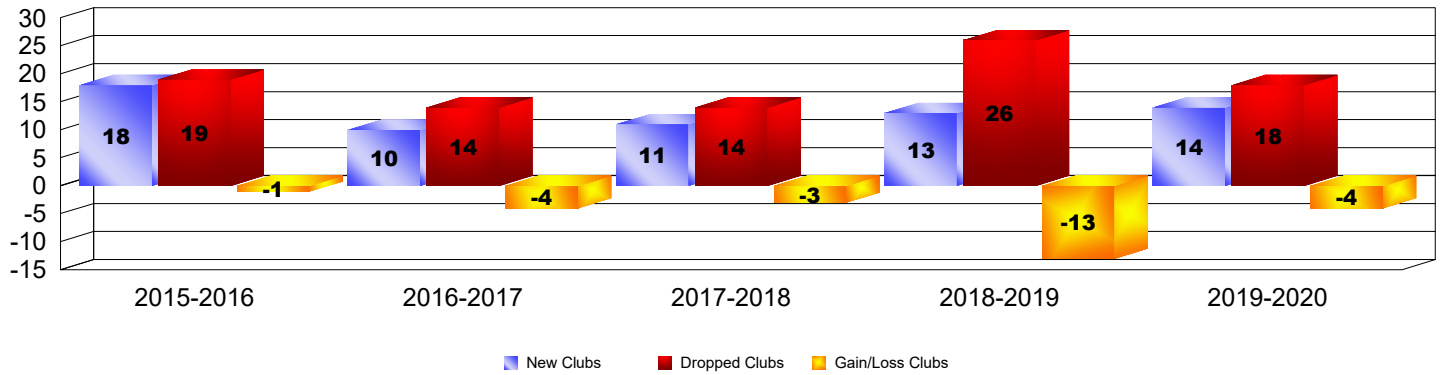


Multiple District 103

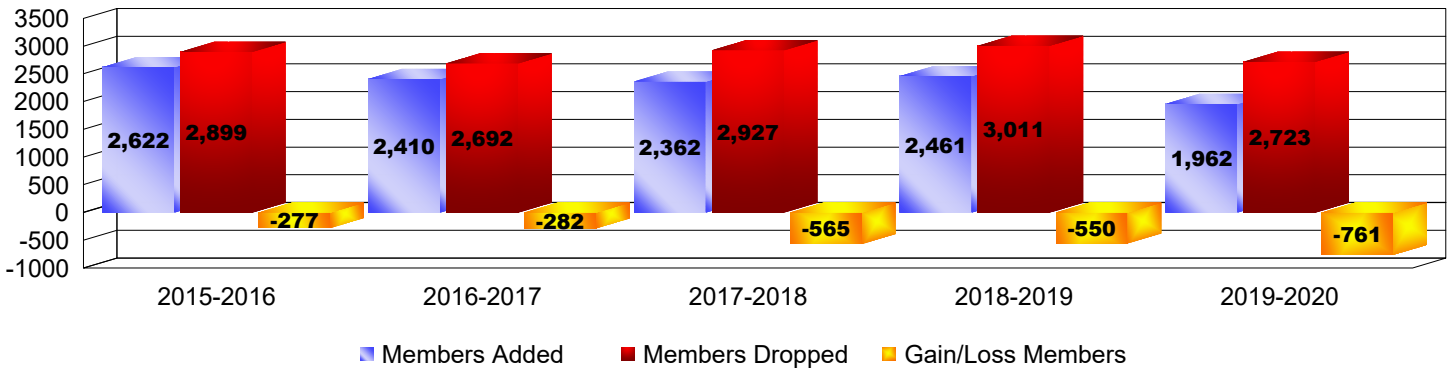
As of June 2020 Cumulative

Year	New Clubs	Dropped Clubs	Gain/Loss Clubs	New Members	Charter Members	Reinstate Members	Transfer Members	Total Member Added	Total Members Dropped	Gain/Loss Members
2015-2016	18	19	-1	1,878	401	81	262	2,622	2,899	-277
2016-2017	10	14	-4	1,848	235	99	228	2,410	2,692	-282
2017-2018	11	14	-3	1,720	251	86	305	2,362	2,927	-565
2018-2019	13	26	-13	1,734	304	116	307	2,461	3,011	-550
2019-2020	14	18	-4	1,259	326	73	304	1,962	2,723	-761
Average	13	18	-5	1,688	303	91	281	2,363	2,850	-487


Clubs



Members



Membership Composition June 2020 Cumulative



Gender Comparison June 2020 Cumulative

